

# PAUSE

BY PALOMINO

**BREAK AWAY BEYOND THE BEATEN PATH**



**16.4 | 20.2 | 20.3 | 21.4**

**REBOOT EDITION: 17.4 | 19.4 | 19.6**



**FOREST RIVER**


[FORESTRIVERINC.COM](http://FORESTRIVERINC.COM)



## KEY FEATURES

- **MORryde Huck-Rivet Aluminum Frame**
  - MORryde Independent Air Ride Suspension
  - Articulating Hitch
  - A-Frame Storage Box
  - Automotive Off-Road Rear Bumper w/2 Swinging Tire Carriers<sup>1</sup>
- 25" Ground Clearance
- **Garmin O.N.E Control**
  - **One Touch Leveling System:** Electric Stabilizers and Tongue Jack
  - Off Road Navigation
  - Fusion Entertainment
  - Smart Control of Electronic Functions
- Truma Vario Heat and AquaGo Comfort Plus Water Heater<sup>2</sup>
- Puma Dual Pane Acrylic Windows w/Integrated Blind and Screen
- No Wood Throughout Unit
- **Solar:**
  - **Standard:** 800W<sup>3</sup> Total Solar, (2) 270Ah Battleborn Lithium Batteries, Victron 3000W Inverter Charger, 2 Victron 50A Solar Chargers
  - **Solar Upgrade:** Additional (2) 270Ah Battleborn Lithium Batteries, (2) 300W Portable Solar Panels
- Full Body Wrap
- Polyurea Coated Front Wall and Extrusions
- Thule Legless Awning
- Puncture Proof Underbelly
- Off Road Light Bar
- Aluminum Cabinets
- Offboard Air for Inflation of Tires, Toys, Etc.
- (2) 30 Lb LP Tanks<sup>4</sup>

<sup>1</sup> Interlude only; Interval includes one swinging tire carrier  
<sup>2</sup> Interlude only; Interval installed with the Truma Combi Eco Plus System  
<sup>3</sup> Interlude only; Interval includes 600W total solar  
<sup>4</sup> Interlude only; Interval installed with (2) 20 lb tanks



## SCAN THE QR CODE WITH YOUR MOBILE DEVICE

VIRTUAL TOURS, PHOTOS, VIDEOS, FOLLOW PAUSE ON SOCIAL MEDIA, AND MORE!



## PAUSE CONSTRUCTION

1. Huck Rivet Aluminum Frame
2. MORryde Independent Suspension
3. Garmin Control
4. Truma AC
5. Piuma Dual Pane Acrylic Windows w/ Integrated Blind and Screen
6. Standard Solar Package
7. Full Body Wrap
8. 3D Printed Interior Walls
9. 30 Lb LP Tanks
10. Articulating Hitch
11. Composite Walls, Roof, Floor
12. TPMS in Tires
13. Polyurea Coated Front Wall & Extrusions

# INTERVAL XC16.4

This 16.4 floorplan grants you all the amenities you need while on the road in a smaller footprint! An interior front dinette allows you seating area while enjoying a cooked meal and doubles as sleeping area for extra guests at night. You can enjoy cooking either inside or outside with this coach. A full size queen bed in the back of this trailer with a rear wall opening up to the outdoors gives you comfort of sleeping inside, while feeling like you are in nature.



## SPECIFICATIONS

Total Length: 21' 2" Body Length: 16' 8" Total Width: 102" Body Width: 82" Height: 10' 9"

UWV: 5773 GVWR: 6920 CCC: 1147 Hitch: 920 Axle: 4815

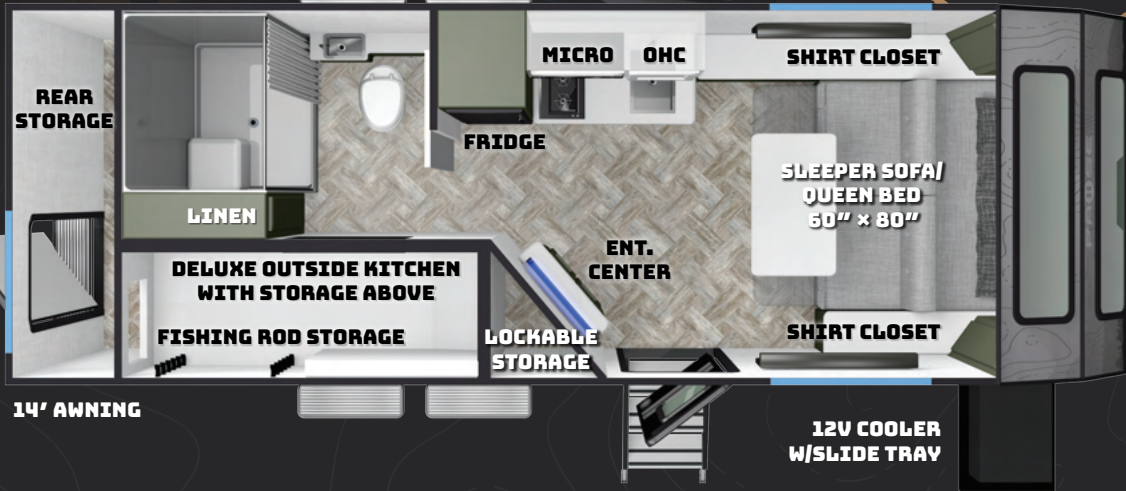
Fresh: 54 Gal Gray: 30 Gal Black: 30 Gal Tires: 16" Awning: 12'

*All weights are estimated. More information on back page.*

# INTERLUDE XC20.2

In this Pause floorplan, spend all your time cooking in the great outdoors with the Deluxe Outside Kitchen. With a 4.5cf fridge, a microwave, sink, a grill and griddle combination and a pantry, you will have everything you need for a large meal. Furthermore, you will be granted with a large storage room in the back of the coach and a lockable storage area behind your entertainment center wall. Enjoy a full size queen bed in the front with shirt closets and outlets on both sides.

PASS THRU STORAGE  
↓



## SPECIFICATIONS

Total Length: 25' 2" Body Length: 20' 8" Total Width: 102" Body Width: 82" Height: 10' 9"

UWV: 7868 LB GVWR: 9468 LB CCC: 1600 LB Hitch: 895 LB Axle: 6914 LB

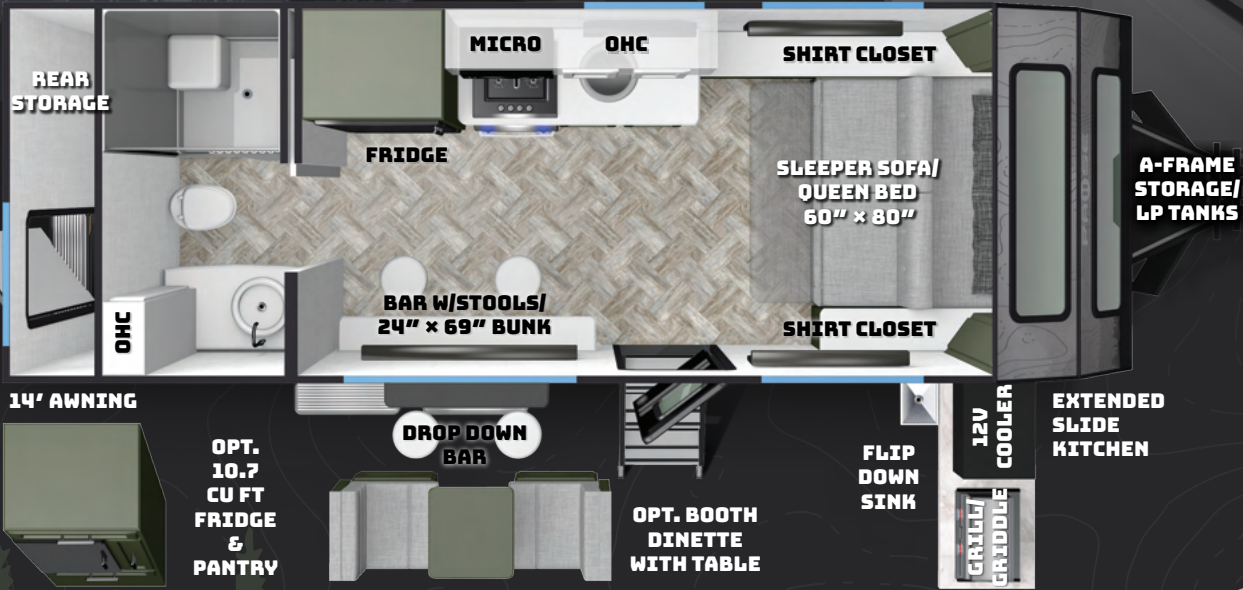
Fresh: 76 Gal Gray: 30 Gal Black: 30 Gal Tires: 16" Awning: 14'

# INTERLUDE XC20.3

Entertain all of your friends and family with this unique style floorplan. A interior bar with bar stools and a pass through window will allow you to relax with a great vista of the outdoors right in front of you. You can enjoy cooking either inside or outside with this coach. An interior kitchen with a large 16cf refrigerator will suffice on a rainy day and a exterior griddle with a fridge will grant you the ability to cook in the great outdoors as well.



PASS THRU STORAGE  
↓



## SPECIFICATIONS

Total Length: 25' 2" Body Length: 20' 8" Total Width: 102" Body Width: 82" Height: 10' 9"

UWV: 7859 LB GVWR: 9459 LB CCC: 1600 LB Hitch: 840 LB Axle: 6960 LB

Fresh: 76 Gal Gray: 30 Gal Black: 30 Gal Tires: 16" Awning: 14'

# INTERLUDE XC21.4

Bring the whole family along with this floorplan! A full size queen bed on the front of this trailer, along with two bunk beds in the rear grants comfortable sleeping for everyone. Make sure you get all your work done while on the road with an entertainment center and a desk below you can utilize for a work station. Cooking can be done with ease on the interior, or exterior of this floorplan. Exterior storage can be found in the rear garage and below the bottom bunk bed on the exterior.

PASS THRU STORAGE  
↓



14' AWNING

↑  
EXTERIOR  
STORAGE

DROP DOWN  
BAR

↑  
OUTSIDE  
PANTRY

FLIP  
DOWN  
SINK

12V  
COOLER  
GRILL/  
GRIDDLE

EXTENDED  
SLIDE  
KITCHEN



## SPECIFICATIONS

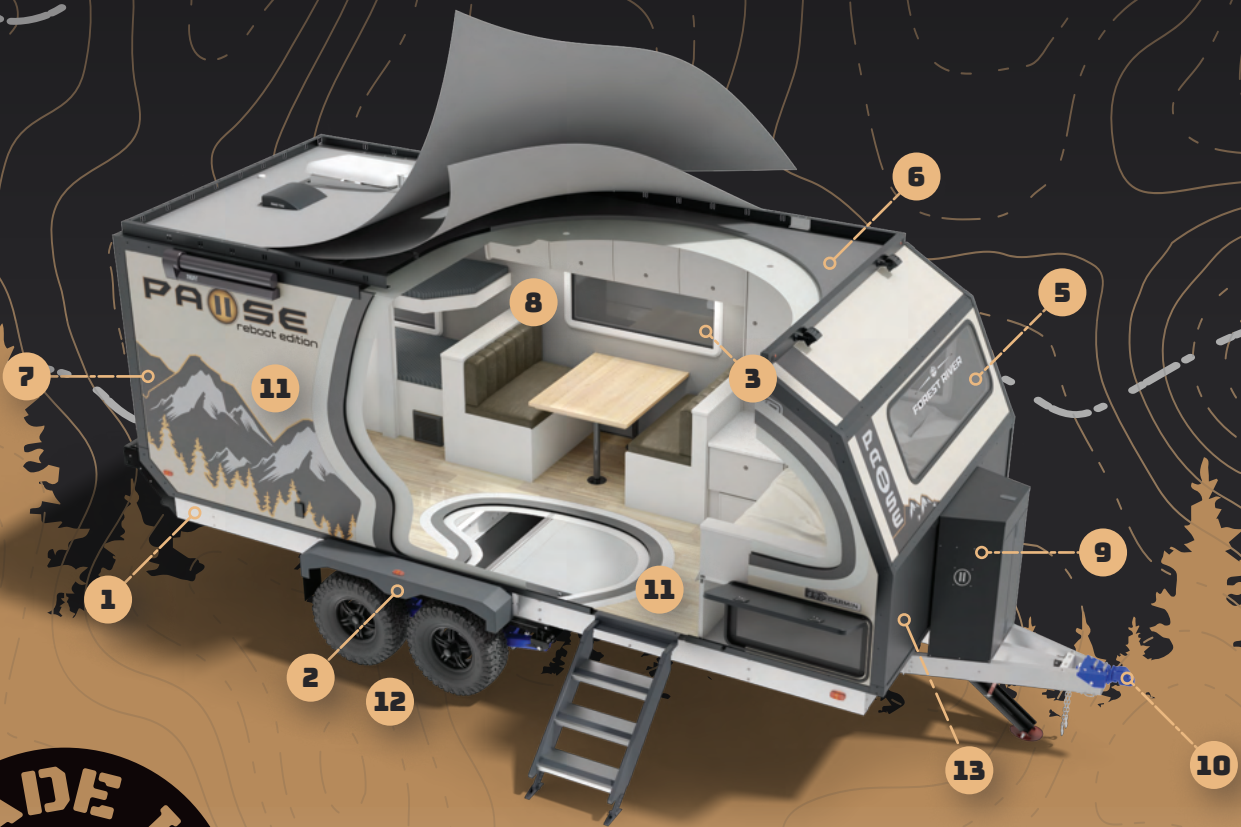
Total Length: 25' 10"    Body Length: 21' 4"    Total Width: 102"    Body Width: 82"    Height: 10' 9"

UWW: 7909 LB    GWR: 9459 LB    CCC: 1550 LB    Hitch: 1170 LB    Axle: 6680 LB

Fresh: 76 Gal    Gray: 30 Gal    Black: 30 Gal    Tires: 16"    Awning: 14'

## KEY FEATURES

- **MORryde Huck-Rivet Aluminum Frame:** MORryde Shear Spring Suspension, A-Frame Storage Box, Off-Road Bumper Spare Tire Carrier and Two 2" Accessory Receivers, 25" Ground Clearance
- **Garmin O.N.E Control:** Fusion Entertainment, Smart Control of Electronic Functions
- **Victron Solar System (Standard):** 200 Watts of Solar, 270Ah Lithium Battery, 3000W Inverter Charger, 50A Solar Charger
- **Solar Upgrade #1:** 900 Total Watts Solar, 600 Watt Solar Panel, One 300 Watt Portable Solar Panel, 540Ah Battleborn Battery
- **Solar Upgrade #2:** 1400 Total Watts Solar, 800 Watt Solar Panel, Two 300 Watt Portable Solar Panels, 1080Ah Battleborn Battery
- Puma Dual Pane Acrylic Windows w/Integrated Blind and Screen
- Carefree Legless Awning
- Puncture Resistant Underbelly
- Laminated Composite Fully Insulated Walls
- Seamless Laminated Fiberglass Roof



## REBOOT CONSTRUCTION

1. Huck Rivet Aluminum Frame
2. MORryde Independent Suspension (Opt. Air Ride Suspension)
3. Garmin Control
4. Coleman AC (Opt. Truma AC)
5. Puma Dual Pane Acrylic Windows w/Integrated Blind and Screen
6. Standard Solar Package
7. Graphics Package
8. Seamless Interior Walls
9. 20 Lb LP Tanks
10. Full Articulating Hitch
11. Laminated Walls & Roof with Composite Floor



# REBOOT 17.4

The Reboot 17.4 floorplan is designed to maximize both comfort and functionality, featuring a cozy front queen bed perfect for restful nights. The rear of the unit offers dual sofas that can easily convert into a bed, providing versatile sleeping arrangements or a spacious lounging area for daytime relaxation. This thoughtful layout ensures that the Reboot 17.4 is ideal for couples or small families seeking a blend of convenience and flexibility in their travel adventures.

## AIR RIDE SUSPENSION OPTION (17.4 AR)



## SPECIFICATIONS

Total Length: 22' Body Length: 17' 11" Total Width: 102" Body Width: 90" Height: 10' 9"

**17.4**

UWW: TBD GWR: TBD CCC: 1500 LB Hitch: TBD Axle: TBD

**17.4 AR**

UWW: TBD GWR: TBD CCC: 1500 LB Hitch: TBD Axle: TBD

Fresh: 65 Gal Gray: 30 Gal Black: 30 Gal Tires: 16" Awning: 14'

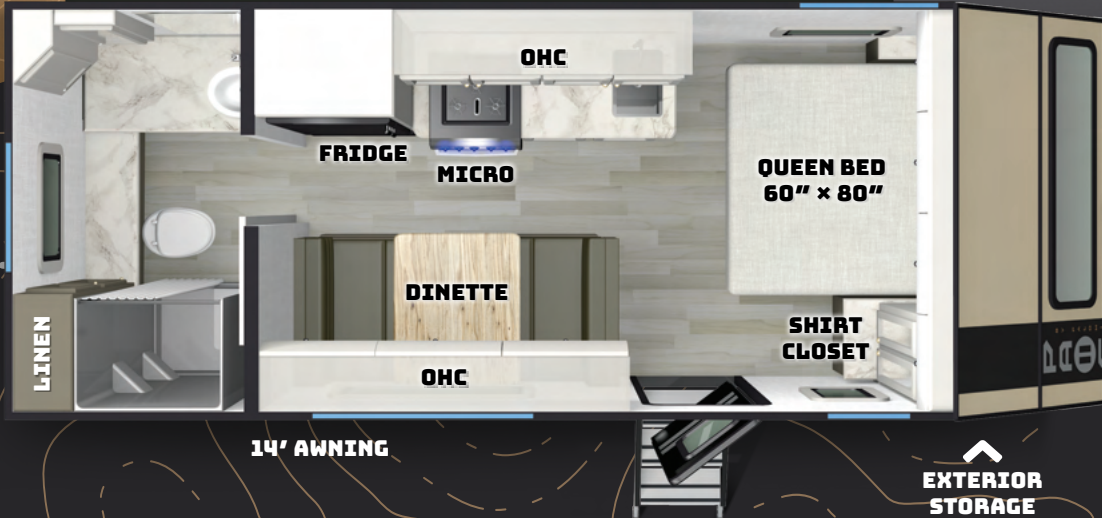
**17.4 COMES W/SHEAR SPRING SUSPENSION STANDARD**

# 19.4

The Reboot 19.4 floorplan is designed for both comfort and practicality. It features a front queen bed that promises restful nights, complimented by ample interior and exterior storage to keep belongings organized and within reach. The addition of a spacious dinette provides a perfect spot for meals, work, or relaxation, and it also converts to a bed! This layout provides a seamless blend of sleeping and dining spaces, making it ideal for travelers seeking convenience on the road.



## AIR RIDE SUSPENSION OPTION (19.4 AR)



**A-FRAME STORAGE/ LP TANKS**

**14' AWNING**

**EXTERIOR STORAGE**



## SPECIFICATIONS

Total Length: 24' Body Length: 19' 11" Total Width: 102" Body Width: 90" Height: 10' 9"

**19.4** | UYW: 6643 LB GVWR: 8900 LB CCC: 2257 LB Hitch: 785 LB Axle: 5820 LB

**19.4 AR** | UYW: 7198 LB GVWR: 9400 LB CCC: 2202 LB Hitch: 910 LB Axle: 6250 LB

Fresh: 65 Gal Gray: 30 Gal Black: 30 Gal Tires: 16" Awning: 14'

# REBOOT 19.6

The Reboot 19.6 floorplan features ample interior and exterior storage. At the front, a comfortable queen bed awaits, while the dinette effortlessly converts into an additional sleeping area. The highlight of this model is the rear bunks, which provide dedicated sleeping quarters for additional travelers, making it perfect for families or groups. This layout seamlessly blends convenience and versatility, catering to all your on-the-road needs.

## AIR RIDE SUSPENSION OPTION (19.6 AR)



## SPECIFICATIONS

Total Length: 24' Body Length: 19' 11" Total Width: 102" Body Width: 90" Height: 10' 9"

**19.6** | UYW: 6238 LB GVWR: 7738 LB CCC: 1500 LB Hitch: 705 LB Axle: 5495 LB

**19.6 AR** | UYW: 7073 LB GVWR: 9300 LB CCC: 2227 LB Hitch: 895 LB Axle: 6140 LB

Fresh: 65 Gal Gray: 30 Gal Black: 30 Gal Tires: 16" Awning: 14'

**19.6 COMES W/SHEAR SPRING SUSPENSION STANDARD**

# PAUSE



## PRE-DELIVERY INSPECTION FACILITY

20,000 square feet of quality assurance. The bare essentials for a premium product. This state-of-the-art facility gives immediate daily feedback to production for quality assurance in every unit built.



## 24/7 EMERGENCY ROADSIDE ASSISTANCE WITH VEHICLE PURCHASE\*

TOWING  
JUMP-STARTS  
TIRE CHANGES  
FLUID DELIVERY  
LOCKOUT  
SERVICE

WINCH-OUT  
MOBILE MECHANIC  
TECHNICAL  
SUPPORT  
DEALER LOCATOR  
SERVICES




\*VALID FOR 1 YEAR FROM DATE OF PURCHASE



## PAUSE BY PALOMINO

A Division Of Forest River, Inc.  
520 Gerber Street  
Ligonier, IN 46767  
[www.palominoRV.com](http://www.palominoRV.com)



## FOLLOW US! # PAUSE



YOUR PAUSE DEALER

## FREE MEMBERSHIP to Forest River Owners' Group

[www.forestriverfrog.com](http://www.forestriverfrog.com)



## FOREST RIVER OWNER'S GUIDE

Now you can have your Owner's Manual with you wherever you are. Download our FREE App from the App Store or Google Play and you'll have the information right at your fingertips.




## Learn More:

Scan this barcode using a QR reader on your smart phone to learn more about Forest River.



## SPECIFICATION DEFINITIONS

**GVWR (Gross Vehicle Weight Rating):** is the maximum permissible weight of the unit when fully loaded. It includes all weights, inclusive of all fluids, cargo, optional equipment and accessories. For safety and product performance do NOT exceed the GVWR. **GAWR (Gross Axle Weight Rating):** is the maximum permissible weight, including cargo, fluids, optional equipment and accessories that can be safely supported by a combination of all axles. **UVW (Unloaded Vehicle Weight):**<sup>1</sup> is the typical weight of the unit as manufactured at the factory. It includes all weight at the unit's axle(s) and tongue or pin and LP Gas. The UVW does not include cargo, fresh potable water, additional optional equipment or dealer installed accessories. **CCC (Cargo Carrying Capacity):**<sup>1</sup> is the amount of weight available for fresh potable water, cargo, additional optional equipment and accessories. CCC is equal to GVWR minus UVW. Available CCC should accommodate fresh potable water (8.3 lVWV per gallon). Before filling the fresh water tank, empty the black and gray tanks to provide for more cargo capacity. Each Forest River RV is weighed at the manufacturing facility prior to shipping. A label identifying the unloaded vehicle weight of the actual unit and the cargo carrying capacity is applied to every Forest River RV prior to leaving our facilities. The load capacity of your unit is designated by weight, not by volume, so you cannot necessarily use all available space when loading your unit. All information contained in this document is believed to be accurate at the time of publication. However, during the model year, it may be necessary to make revisions and Forest River, Inc., reserves the right to make all such changes without notice, including prices, colors, materials, equipment and specifications as well as the addition of new models and the discontinuance of models shown in this document. Therefore, please consult with your Forest River dealer and confirm the existence of any materials, design or specifications that are material to your purchase decision. © 2023 Palomino RV, a Division of Forest River, Inc., a Berkshire Hathaway Company. All Rights Reserved.  01/28 Pause.

<sup>1</sup> Estimated Average based on standard build optional equipment